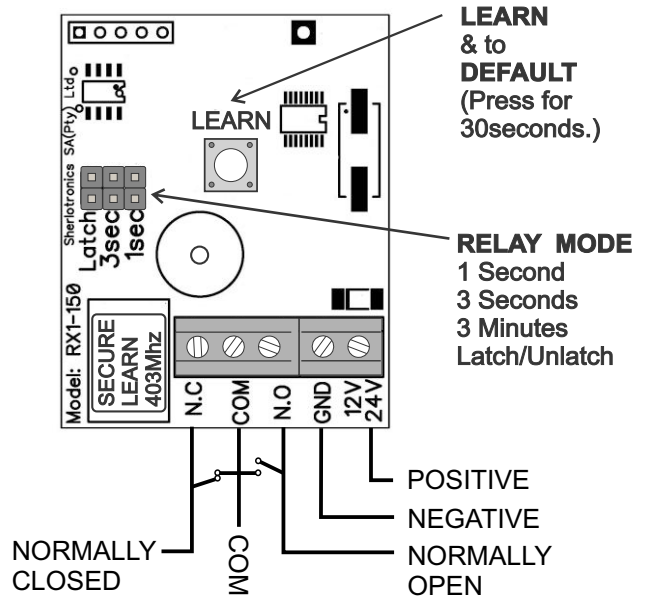


### SPECIFICATIONS:

Encryption.....	Code-Hopping
Frequency.....	403.55MHz
Receiving range.....	150m
Power input range.....	10 ~ 26V AC/DC
Current drain.....	11mA, 12VDC
Memory capacity.....	32 Remotes
Relay output times.....	1 Second momentary
.....	3 Second momentary
.....	3 minutes
.....	Latching
Dimensions.....	100 X 60 x 25mm
Weight packed.....	0.050kg / 50grams
Warranty.....	5 year
Software version / date.....	Ver:3 / April 2010



### Deleting all codes / Defaulting

This section explains how to delete all programmed remotes from the unit. This should be done in the event of a loss of one or more of the remote controls for security purposes.

1. Press and hold the LEARN switch down for approx 10 seconds. The unit will start to beep. When the buzzer sounds a continuous tone, the receiver unit is successfully defaulted. You can release the LEARN button to finish.

1

### Programming

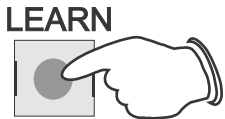
Please follow the 3 steps below to Learn in remotes to the receiver unit. The unit can store 32 remote controls, when memory has reached its limit the unit will automatically exit out of program mode and sound a long beep. The unit auto exits after 10 seconds of inactivity.

#### STEP 1:

##### ENTER LEARN MODE :

Press the LEARN switch once. 1x beep will sound.

Please note:  
The unit auto exits after 10 sec.  
A long beep sounds



#### STEP 2:

##### SECURELY LEARN REMOTES:

To securely learn in a remote to the receiver you will need to transmit at least two signals. Press your remote a few times. The buzzers will beep twice when programmed.

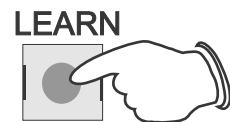
A max of 32 remotes can be stored.



#### STEP 3:

##### EXIT LEARN MODE:

Exit learn mode by pressing the LEARN switch again. A long beep will sound. Select the Relay time jumper setting as desired.



### Relay time settings

Select one of the five (5) jumper settings. The Relay mode jumpers will set the unit to switch the relay contact for different applications. We recommend the following settings to be used as a guide line only:-

**Gate & garage doors**

<b>0.5 sec</b>	<b>1 sec</b>

**Panic on alarm panels**

<b>3 Seconds</b>

**Siren output or beam bypass**

<b>3 minutes</b>

**Turning lights on / off**

<b>Latch &amp; Unlatch</b>